


Delmont Elementary

Lion's Roar Newsletter

October, 2009




Our Delmont Open House was a great success! We want to thank all the parents who attended and everyone who helped with the preparations. We are here to help you and your child(ren) so please let us know if we can help.



Delmont Junior Beta Club

Congratulations to our students who earned membership in this outstanding organization. We are so proud of you!

New officers elected were: Myra Richardson, President and Alasiah Floyd, Vice-President. Members include: Armani Brown, Darius Collins, Odis Davis, Oliver Domino, Aj' Shailia Johnson, Marquisha Mathis, Keyosha Neyland, Te' Juan Short, Jamie Stafford, Brian Thomas, Donetta Varnado, Dontreall Varnado, and Twayne Wright.



Mrs. Robinson would like to thank all the wonderful parents who volunteered their time and money to make the Fall Book Fair a success. Thank you for being so supportive!

COMING SOON!




Delmont will have its Annual Spelling Bee very soon. Parents, please have your students practice the list of words that their teachers send home at least 15 minutes every night. Each grade level has a different set of words. Students in 2nd - 5th grade will participate. The EBR Parish Spelling Bee will be November 11th and 12th at McKinley Middle.



BUS SAFETY

To help ensure our students arrive to and from school safely each day please follow these tips:

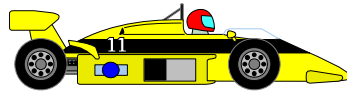
- Be sure your child arrives at the bus stop 5 minutes before the bus arrives.
- Remind your child to stand 5 giant steps away from the curb and line up away from the bus.
- Never run after the school bus if it has already left the stop.



UNDERSTANDING STORIES

Does your child listen actively when you read aloud? It's a key to understanding what's happening in the story. Try these simple tips to build listening skills:

- Ask your child to retell parts of the story to you. Or, ask her questions while you read. *Examples:* "What will happen next?" "Why do you think he did that?" Find answers to the questions together.
- After you've read a story together two or three times, skip a word or two. Ask your child to fill in the missing words. *Hint* -- This works equally well with rhyming stories.



Speedy Clues

FOR CONTENT-AREA READING

Does your child know that her textbooks are chock-full of clues to what she needs to learn? These clues can save her time and help her understand the important material in a chapter. Share the tips below with your youngster.

Headlines and subheadings can prepare your child for learning when turned into questions. *Example:* Change "The Water Cycle" to "What is the water cycle and how does it work?" Your child can look for the answers as she reads.

Bold, italic, and colored type draw attention to the important vocabulary words needed to understand the topic. Focusing on these words is a shortcut to understanding.

Photos, illustrations, and graphs contain details that further explain new ideas. These visual aids are often key to unlocking a difficult topic.

Lists, definitions, and questions highlight important information. Lists put facts in categories. Definitions help your child learn new terms. And questions encourage her to retell what she has learned.



TRY THESE RESOURCES

Worldbook Encyclopedia Online:

<http://www.louisianaschools.net/worldbook>

Type the login ID: louisiana

Password: elementary

Click submit and then click

Continue to Worldbook Online

Grolier Encyclopedia Online:

<http://go.Grolier.com>

Type in the username and password

Username: baton

Password: rouge



Day by Day Ideas for October

Ideas parents can use to help children do better in school

1. Teach your child how to prepare nutritious after-school snacks.
2. Plan a trip to a nearby museum.
3. Role-play a sticky situation with your child. What would he do if his friend was teasing someone at school?
4. Change chairs at mealtime. Pretend to be the person who usually sits in that chair.
5. Do a crossword puzzle with your child.
6. Challenge your child to fold a piece of paper into a usable drinking cup.
7. Start giving your child an allowance. Discuss what she can use it for, such as buying things, saving and giving to charity.
8. Let your child stay up later to read.
9. Give your child some string and a button. See if she can thread the string through the button holes and make the button spin.
10. Let your child scrape crayon pieces onto a piece of paper. Cover with waxed paper and another sheet of paper. Then you (**not your child**) use a warm iron to melt the crayon.
11. Time different things you and your child do in a day.
12. Ask your child, "What do you most enjoy doing with our family?"
13. Look through the newspaper with your child. What headlines interest her? Read an article together and discuss it.
14. Make a big pot of soup. Let your child help with measuring.



Healthful Eating For Your Family

Healthy eating is important to you. After all, you want your family to have energy, be healthy, and stay well. You want your child to grow properly. You control your family's food choices more than you may think.

Guidelines...For Your Family's Health!

The *Dietary Guidelines for Americans* can be your family's guide to smart eating and active living.

This advice is meant for anyone in your family, ages two and over.

Aim for Fitness...

- ◆ Aim for a healthy weight.
- ◆ Be physically active each day.

Build a Healthy Base...

- Let the Pyramid guide your food choices.
- Choose a variety of grains daily, especially whole grains.
- Choose a variety of fruits and vegetables daily.
- Keep food safe to eat.

Choose Sensibly...

- Choose a diet that is low in saturated fat and cholesterol and moderate in total fat.
- Choose beverages and foods to moderate your intake of sugars.
- Choose and prepare foods with less salt.
- If you drink alcoholic beverages, do so in moderation. (This guideline is for adults in your family – not for kids.)

Why Celebrate Red Ribbon Week?



Red Ribbon Week in October illustrates a commitment to and support of the fight against illegal drug use.

We are committed to doing our part in teaching our students to refuse alcohol and other illegal substances, not just during Red Ribbon week (October 17-25, 2009) but all during the year. Our school will be decorating with red ribbons and posters, and **I CARE** will be providing red pencils with a drug-free message to all elementary and middle school students. However, ribbons and pencils don't change behavior. It will take a real partnership between the school and the family to increase the probability that our students will make wise choices regarding the use of alcohol and other drugs.

- Monday - Red Bow Day
- Tuesday - "Drug Free Pledge"
- Wednesday - "Sock It To Drugs Day"
- Thursday - "Hats Off To A Drug Free Life"
- Friday - "My Life Is In Mint Condition, I'm Drug Free".

Check our PASS

Practice Assessment Strengthens Skills


Students in grades 3-12 can answer questions similar to those on the Louisiana State Tests! Newton's Classroom:

www.louisianapass.org

Initial password: tiger

Questions? Call 1-877-453-2721

DATES TO REMEMBER for OCTOBER



October 1

School Pictures – 9:00

October 6

4th Grade Tutoring Begins

October 7

School Work Packets Go Home

October 8

4th Grade Tutoring

October 12

Columbus Day – School Holiday

October 15 - 16

Parent/ Teacher Conferences

Dismissal – 12:45

October 19

Honor Roll Assembly - 1:30

October 21

Staff Development – Early Dismissal 12:30

October 27

Math / Science Night - 5:30

Parents are Invited!!!

October 28

School Work Packets Go Home

October 30

Smart Body Walk

Volunteers Needed!!